



## G7623 Trackside Communications Cables

### Applications

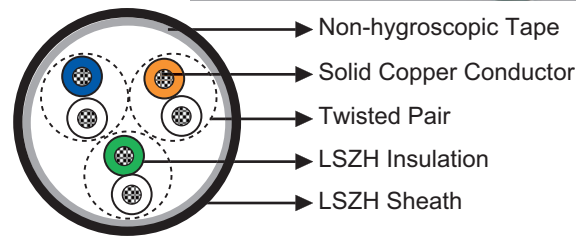

The cables are designed for limited fire hazard applications for internal use within stations, buildings and equipment rooms.

### Standards

- LUL Spec G7623 A2

### Construction

- Conductors: Tinned annealed solid copper, 0.5/0.6/0.63 mm nominal diameter.
- Insulation: LSZH Insulation.
- Cabling Element: Two insulated conductors are twisted together to form a pair.
- Stranding: Cables are composed of unit stranding.
- Core Wrapping: Non-hygroscopic plastic tape with overlapping.
- Outer Sheath: LSZH sheath.



### Electrical Characteristics at 20°C

	mm	0.5	0.6	0.63
Nominal Conductor Diameter	mm	0.5	0.6	0.63
Maximum Conductor Resistance	Ω/km	98	68	58
Minimum Insulation Resistance @500 V DC	MΩ.km	120	120	120
Maximum Average Mutual Capacitance @1KHz	nF/km	80	80	80
Maximum Average Capacitance Unbalance @800Hz pair-to-pair		500	500	500
Test Voltage AC 1min	V	500	500	500

### Mechanical and Thermal Properties

- Minimum Bending Radius: 7.5×OD
- Temperature Range: -30°C to +70°C (during operation); -10°C +55°C (during installation)

### Core Identification

Colour scheme, unit binder colour and cable make-up according to G7623

Pair Number	A Wire	B Wire	Pair Size	20 Pair	40 Pair	80 Pair	100 Pair	160 Pair	320 Pair		
				Number of Units							
				Center	2	1	3x1/2	2	1		
				1st Layer		6x1/2*	7x1/2	6	5		
2nd Layer					10						
1	WHITE	BLUE	1	ORANGE	ORANGE	ORANGE	BLUE	ORANGE	ORANGE		
2	WHITE	ORANGE	2		GREEN	ORANGE	ORANGE	GREEN	ORANGE		
3	WHITE	GREEN	3			NATURAL	GREEN	ORANGE	NATURAL		
4	WHITE	BROWN	4			GREEN	BROWN	NATURAL	NATURAL		
5	WHITE	GREY	5				GREY	NATURAL	NATURAL		
6	RED	BLUE	6				WHITE	NATURAL	GREEN		
7	RED	ORANGE	7				RED	NATURAL	ORANGE		
8	RED	GREEN	8				BLACK	GREEN	NATURAL		

9	RED	BROWN	9			YELLOW	NATURAL
10	RED	GREY	10			VIOLET	NATURAL
11	BLACK	BLUE	11				NATURAL
12	BLACK	ORANGE	12				NATURAL
13	BLACK	GREEN	13				NATURAL
14	BLACK	BROWN	14				NATURAL
15	BLACK	GREY	15				NATURAL
16	YELLOW	BLUE	16				GREEN
17	YELLOW	ORANGE					
18	YELLOW	GREEN					
19	YELLOW	BROWN					
20	YELLOW	GREY					


\*1/2 refers to units of 10 Pairs

## Dimensions and Weight

Cable Code	No. of pairs	Minimum Sheath Thickness mm	Nominal Overall Diameter mm	Nominal Weight kg/km
0.5mm Conductor, 0.82mm Insulated Wire				
RS7623A2-HH-1P0.5	1	1.3	6.0	30
RS7623A2-HH-2P0.5	2	1.3	7.0	45
RS7623A2-HH-3P0.5	3	1.4	7.0	50
RS7623A2-HH-6P0.5	6	1.5	9.0	61
RS7623A2-HH-10P0.5	10	1.6	11.0	107
RS7623A2-HH-20P0.5	20	1.9	14.0	190
RS7623A2-HH-40P0.5	40	1.9	16.0	320
RS7623A2-HH-80P0.5	80	2.2	23.0	640
RS7623A2-HH-100P0.5	100	2.2	25.0	760
RS7623A2-HH-160P0.5	160	2.6	29.0	1150
0.6mm Conductor, 1.12mm Insulated Wire				
RS7623A2-HH-1P0.6	1	1.4	6.0	35
RS7623A2-HH-2P0.6	2	1.4	7.0	50
RS7623A2-HH-3P0.6	3	1.5	7.0	60
RS7623A2-HH-6P0.6	6	1.6	9.0	85
RS7623A2-HH-10P0.6	10	1.7	11.0	145
RS7623A2-HH-20P0.6	20	2.2	14.0	245
RS7623A2-HH-40P0.6	40	2.2	18.0	410
RS7623A2-HH-80P0.6	80	2.8	25.0	830
RS7623A2-HH-100P0.6	100	2.8	27.0	980
RS7623A2-HH-160P0.6	160	3.2	33.0	1450
0.63mm Conductor, 1.15mm Insulated Wire				
RS7623A2-HH-1P0.63	1	1.4	5.5	40
RS7623A2-HH-3P0.63	3	1.5	7.3	70
RS7623A2-HH-5P0.63	5	1.6	8.5	89
RS7623A2-HH-6P0.63	6	1.6	8.9	100
RS7623A2-HH-10P0.63	10	1.7	11.1	170
RS7623A2-HH-12P0.63	12	1.7	11.6	195
RS7623A2-HH-160P0.63	160	3.2	35.0	1595



Mineral Oil Resistant



750V DC/450V AC  
Rated voltage



Buried in Ciround




Laid In Ducts



Flame Retardant  
NF C32-070-2.1(C2)  
IEC 60332-1/EN 50265-2-1



Fire Retardant  
NF C32-070-2.2(C1)  
IEC 60332-3/EN50266



Zero Halogen  
IEC 60754-1/NF C20-454  
EN 50267-2-1



Low Smoke Emission  
IEC 61034/NFC20-902  
EN 50268/NF C32-073



Low Corrosivity  
EN 50267-2-2/NF C32-074  
IEC 60754-2/NF C20-453



Low Toxicity